

NOTES:

TREE SPECIFICATION

- trunk circumference to match specification @ 1.0m height from base
- clear stem to 1.8 m high minimum unless feathered or otherwise specified
- upright development, strong single leader
- bark free of damage
- free of abrasion and disease
- species specific root development fitting to age and size of the appropriate tree
- sufficient fibrous roots
- rootball fitting to the species and size of the plant
- consistent rooting

TOPSOIL

- Unless otherwise stated/agreed all topsoil is to be imported and compliant with BS3882:2015
- Min depth of topsoil for tree planting: 1000mm
- Min depth of topsoil for specimen shrub & hedge planting: 600mm
- Min depth of topsoil for shrub and general planting: 450mm
- Min depth of topsoil for grass : 150mm
- Sample of proposed topsoil and accompanying data sheet to be supplied for approval by Landscape Architect prior to delivery to site

PLANTING GENERALLY

- The planting season for rootballed and bareroot stock is October to March
- All out of season tree planting to be either container grown or lifted & spring ringed the previous dormant season
- All plant and tree stock to be assembled on site for inspection and approval by Landscape Architect prior to planting
- Tree pit construction / excavation to be approved by landscape architect prior to planting

REV	DESCRIPTION	ISSUED BY	DATE

MITCHELL + ASSOCIATES
 LANDSCAPE ARCHITECTURE URBAN DESIGN
Unit 5, Woodpark, The Rise, Glasnevin, Dublin 9, Ireland | t + 353 1 454 5566 e info@mitchellassoc.net

PROJECT
 THE GRANGE - STILLORGAN - PHASE 1

CLIENT
 KW PRS ICAV acting for and on behalf of its sub-fund KW PRS Fund 10

JOB NO.
 LGRA032

DRAWING
 TYPICAL TREE PLANTING DETAILS ON PODIUM

DRAWING NO.
 202

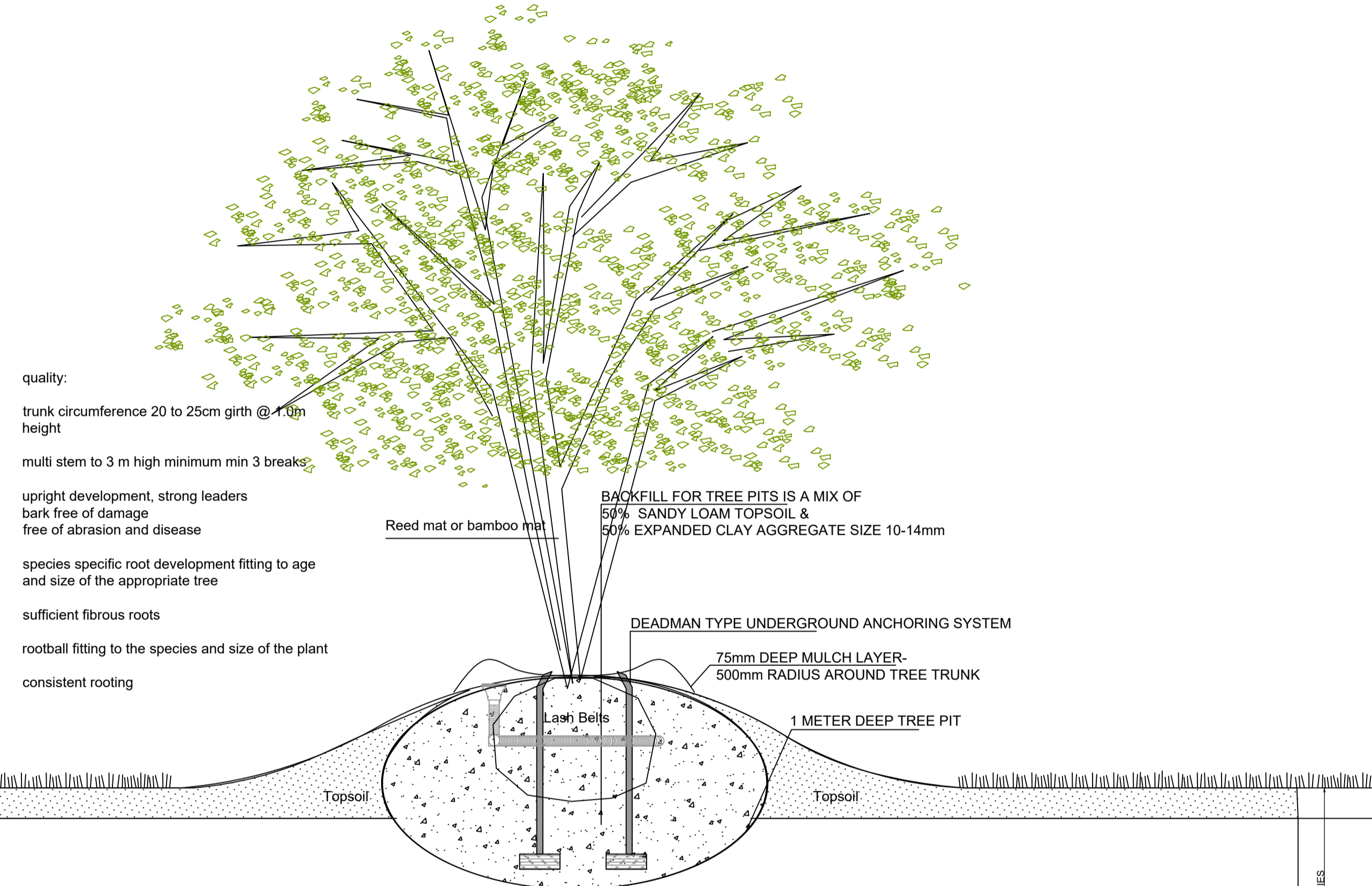
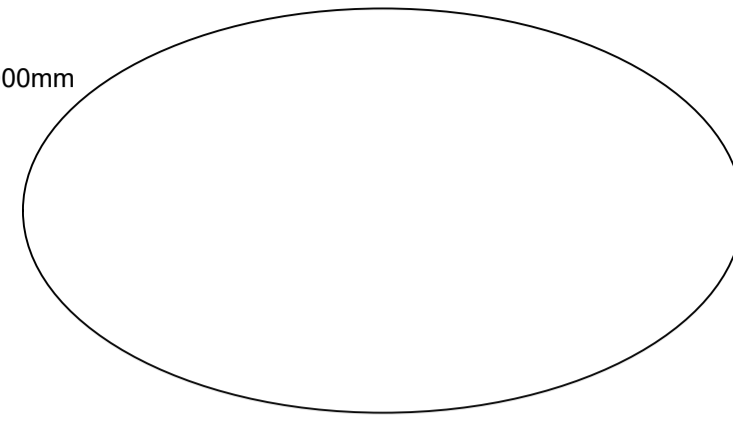
DRAWN BY AXEL HENS	CHECKED AH	DATE 09 08 2019
------------------------------	----------------------	---------------------------

STATUS: PLANNING	SCALE 1:20 @ A1	REVISION 00
----------------------------	---------------------------	-----------------------

NOTES:
 All dimensions are in millimeters unless otherwise stated and shall be checked and confirmed by the contractor on site. Any discrepancies shall be immediately reported to the landscape architects. Work to figured dimensions only. Do not scale from drawing. Do Not Scale. Use Figured Dimensions Only. Not for Construction Purposes unless Specifically Marked.

© THIS DRAWING IS COPYRIGHT OF MITCHELL + ASSOCIATES

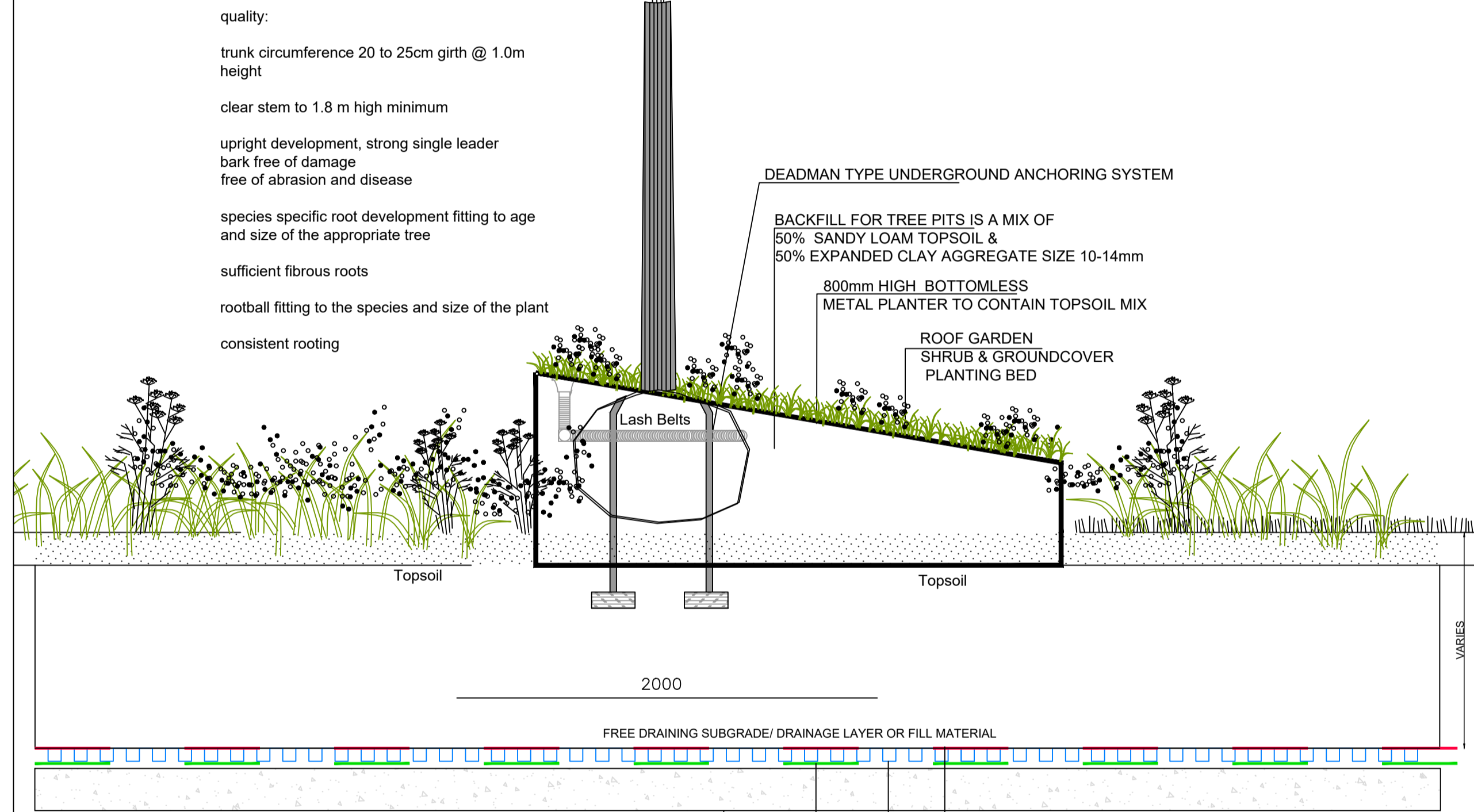
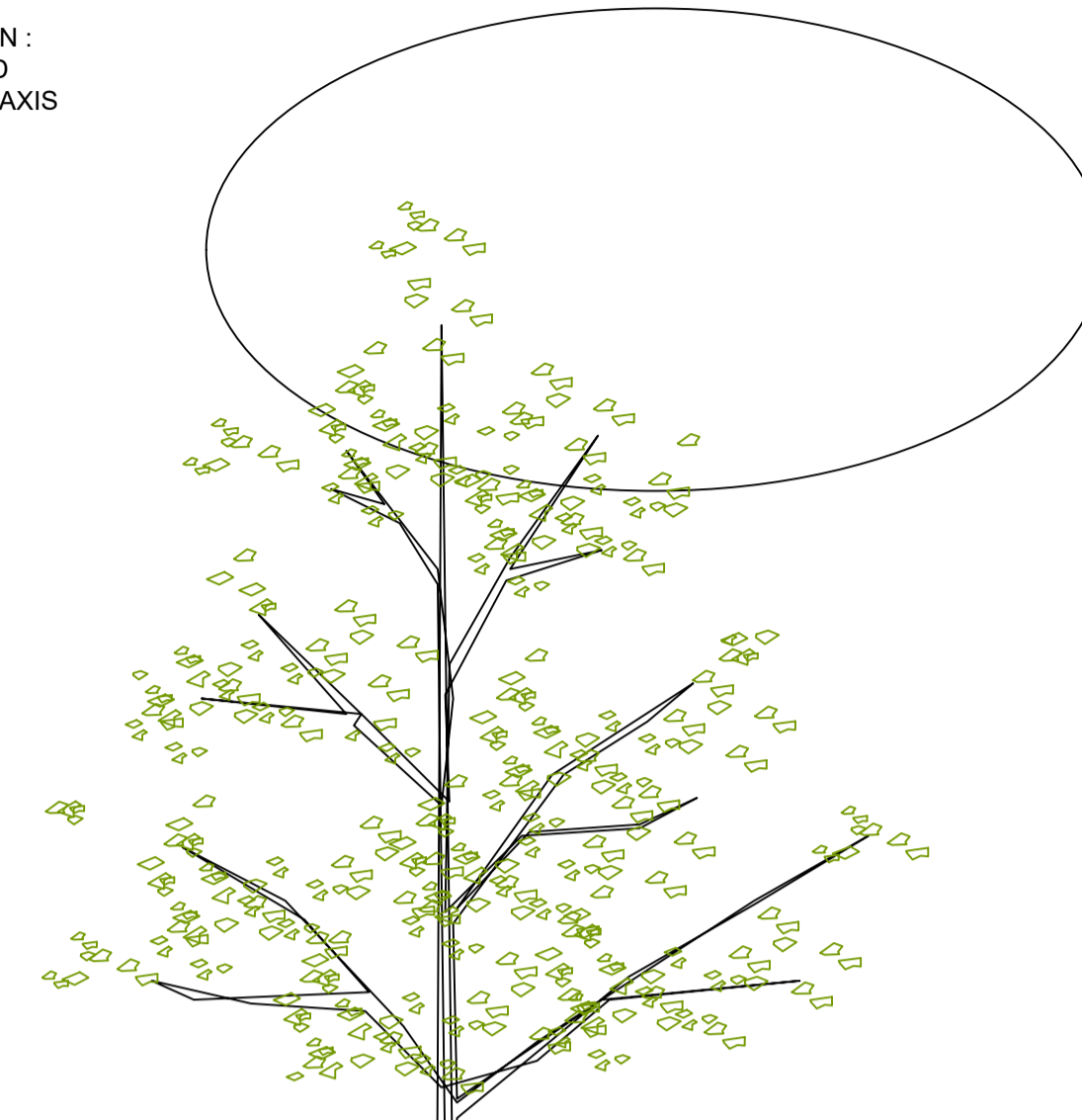
TREE PIT PLAN :
 AXIS 2000mm & 1000mm



TREE PLANTING DETAIL IN GRASSED AREAS ON PODIUM LEVEL

01
102

TREE PIT PLAN :
 OVAL SHAPED
 2400/1200mm AXIS



SEMI MATURE TREE PLANTING DETAIL ON PODIUM LEVEL

02
102